

**NRC LIMITED**  
**TOTAL NUMBER OF EQUITY SHARES : 37237413**  
**(Subscribed and paid up)**  
**EQUITY SHAREHOLDING AS ON 30.09.2018**

Sr. No.	Particulars	As on 30.06.2018						As on 30.09.2018					
		Physical	%	Electronic	%	Total	%	Physical	%	Electronic	%	Total	%
<b>A</b>	<b>PROMOTERS' GROUP</b>												
a)	Silent Valley Investments Ltd.	0	0.00	294000	0.79	294000	0.79	0	0.00	294000	0.79	294000	0.79
b)	ISG Traders Ltd.	0	0.00	13465290	36.16	13465290	36.16	0	0.00	13465290	36.16	13465290	36.16
d)	Shubh Shanti Services Ltd	0	0.00	3262165	8.76	3262165	8.76	0	0.00	3262165	8.76	3262165	8.76
c)	Gouri Prasad Goenka	0	0.00	47271	0.13	47271	0.13	0	0.00	47271	0.13	47271	0.13
d)	Devanaman Trust	0	0.00	20000	0.05	20000	0.05	0	0.00	20000	0.05	20000	0.05
e)	Indu Goenka	0	0.00	18900	0.05	18900	0.05	0	0.00	18900	0.05	18900	0.05
f)	Pallmall Edusystems and Medicare Services Pvt.Ltd.	0	0.00	313,922	0.84	313,922	0.84	0	0.00	313,922	0.84	313,922	0.84
		0	0.00					0	0.00				
	<b>TOTAL 'A'</b>	<b>0</b>	<b>0.00</b>	<b>17421548</b>	<b>46.79</b>	<b>17421548</b>	<b>46.79</b>	<b>0</b>	<b>0.00</b>	<b>17421548</b>	<b>46.79</b>	<b>17421548</b>	<b>46.79</b>
<b>B</b>	<b>FINANCIAL INSTITUTIONS</b>												
a)	Unit Trust of India	13900	0.04	0	0.00	13900	0.04	13900	0.04	0	0.00	13900	0.04
b)	IFCI Ltd.	0	0.00	0	0.00	0	0.00	0	0.00	0	0.00	0	0.00
c)	I.D.B I.	400	0.00	0	0.00	400	0.00	400	0.00	0	0.00	400	0.00
d)	ICICI Ltd.	50	0.00	0	0.00	50	0.00	50	0.00	0	0.00	50	0.00
e)	GIC & Subsidiaries	4860	0.01	100	0.00	4960	0.01	4860	0.01	100	0.00	4960	0.01
f)	Nationalised Banks	6792	0.02	461957	1.24	468749	1.26	6792	0.02	461957	1.24	468749	1.26
g)	Foreign Bank	0	0.00	0	0.00	0	0.00	0	0.00	0	0.00	0	0.00
h)	Other Banks	233	0.00	1118487	3.00	1118720	3.00	233	0.00	1118487	3.00	1118720	3.00
	<b>TOTAL 'B'</b>	<b>26235</b>	<b>0.07</b>	<b>1580544</b>	<b>4.24</b>	<b>1606779</b>	<b>4.31</b>	<b>26235</b>	<b>0.07</b>	<b>1580544</b>	<b>4.24</b>	<b>1606779</b>	<b>4.31</b>
<b>C</b>	<b>Non Resident of Indian</b>	<b>16951</b>	<b>0.05</b>	<b>410101</b>	<b>1.10</b>	<b>427052</b>	<b>1.15</b>	<b>16951</b>	<b>0.05</b>	<b>403951</b>	<b>1.08</b>	<b>420902</b>	<b>1.13</b>
<b>D</b>	<b>Government Companies</b>	<b>150</b>	<b>0.00</b>	<b>100</b>	<b>0.00</b>	<b>250</b>	<b>0.00</b>	<b>150</b>	<b>0.00</b>	<b>100</b>	<b>0.00</b>	<b>250</b>	<b>0.00</b>
<b>E</b>	<b>Mutual Funds</b>	<b>950</b>	<b>0.00</b>	<b>63</b>	<b>0.00</b>	<b>1013</b>	<b>0.00</b>	<b>950</b>	<b>0.00</b>	<b>63</b>	<b>0.00</b>	<b>1013</b>	<b>0.00</b>
<b>F</b>	<b>Fil's</b>	<b>0</b>	<b>0</b>	<b>0</b>	<b>0.00</b>	<b>0</b>	<b>0.00</b>	<b>0</b>	<b>0</b>	<b>0</b>	<b>0.00</b>	<b>0</b>	<b>0.00</b>
<b>G</b>	<b>Bodies Corporate</b>	<b>127808</b>	<b>0.34</b>	<b>1588710</b>	<b>4.27</b>	<b>1716518</b>	<b>4.61</b>	<b>127808</b>	<b>0.34</b>	<b>1582759</b>	<b>4.25</b>	<b>1710567</b>	<b>4.59</b>
<b>H</b>	<b>NBFC</b>	<b>0</b>	<b>0</b>	<b>56960</b>	<b>0.15</b>	<b>56960</b>	<b>0.15</b>	<b>0</b>	<b>0</b>	<b>56960</b>	<b>0.15</b>	<b>56960</b>	<b>0.15</b>
<b>I</b>	<b>Directors &amp; Relatives</b>	<b>0</b>	<b>0</b>	<b>0</b>	<b>0.00</b>	<b>0</b>	<b>0.00</b>	<b>0</b>	<b>0</b>	<b>0</b>	<b>0.00</b>	<b>0</b>	<b>0.00</b>
<b>J</b>	<b>General Public</b>	<b>1407350</b>	<b>3.78</b>	<b>14599943</b>	<b>39.21</b>	<b>16007293</b>	<b>42.99</b>	<b>1397112</b>	<b>3.75</b>	<b>14622282</b>	<b>39.27</b>	<b>16019394</b>	<b>43.02</b>
	<b>GRAND TOTAL</b>	<b>1579444</b>	<b>4.24</b>	<b>35657969</b>	<b>95.76</b>	<b>37237413</b>	<b>100.00</b>	<b>1569206</b>	<b>4.21</b>	<b>35668207</b>	<b>95.79</b>	<b>37237413</b>	<b>100.00</b>



**NRC LIMITED****SHAREHOLDING OF NRI / FII / BANKS AS ON 30-09-2018****TOTAL CAPITAL : 37237413**

<b>SR.NO.</b>	<b>NAME</b>	<b>NO. OF ACCOUNTS</b>	<b>HOLDINGS</b>	<b>% TO CAPITAL</b>
1	NON-RESIDENT INDIAN	164	420902	1.13
2	FIIS	0	0	0.00
3	FINANCIAL INSTITUTION AND BANK	31	1606779	4.31
4	DIRECTORS AND THEIR RELATIVES	0	0	0.00
	<b>TOTAL:</b>	<b>195</b>	<b>2027681</b>	<b>5.45</b>



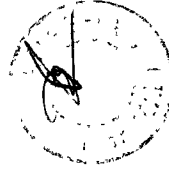
**NRC LIMITED****HOLDING OF BERVIN INVESTMENT & LEASING LTD. AND ITS ASSOCIATES AS ON 30-Sept-2018****TOTAL CAPITAL : = 37237413**

SR.NO.	NAME OF THE SHAREHOLDER	NO. OF SHARES HELD			% TO CAPITAL
		ELECTRONIC MODE	PHYSICAL MODE	TOTAL HOLDINGS	
1	BERLIA CHEMICALS & TRADERS PVT LTD.	0	76430	76430	0.21
2	BERVIN INVESTMENT & LEASING LTD.	682970	0	682970	1.83
	<b>TOTAL:</b>	<b>682970</b>	<b>76430</b>	<b>759400</b>	<b>2.04</b>



**NRC LIMITED****SHAREHOLDING OF NSDL AND CDSL AS ON 30-09-2018****TOTAL CAPITAL : 37237413**

<b>SR.NO.</b>	<b>NAME</b>	<b>NO. OF ACCOUNTS</b>	<b>HOLDINGS</b>	<b>% TO CAPITAL</b>
1	NSDL	10,010	28,493,429	76.52
2	CDSL	5790	7,174,778	19.27
<b>TOTAL:</b>		<b>15800</b>	<b>35668207</b>	<b>95.75</b>



**Format of holding of specified securities**

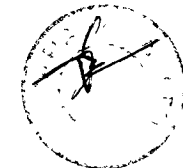
- |   |   |                           |
|---|---|---------------------------|
| 1 | Name of Listed Entity:  | NRC LIMITED               |
| 2 | Scrip Code/Name of Scrip/Class of Security                                  | 503780/NRC LIMITED/EQUITY |
| 3 | Share Holding Pattern Filed under: Reg. 31(1)(a)/Reg. 31(1)(b)/Reg.31(1)(c) | Reg. 31(1)(b)             |
|   | a. If under 31(1)(b) then indicate the report for Quarter ending            | 30th Sept,2018            |
|   | b. If under 31(1)(c) then indicate date of allotment/extinguishment         | N.A.                      |

- 4 **Declaration:** The Listed entity is required to submit the following declaration to the extent of submission of information:-

	Particulars	Yes*	No*
1	Whether the Listed Entity has issued any partly paid up shares?		No
2	Whether the Listed Entity has issued any Convertible Securities or Warrants?		No
3	Whether the Listed Entity has any shares against which depository receipts are issued?		No
4	Whether the Listed Entity has any shares in locked-in?		No
5	Whether any shares held by promoters are pledge or otherwise encumbered?	Yes	


\* If the Listed Entity selects the option 'No' for the questions above, the columns for the partly paid up shares, Outstanding Convertible Securities/Warrants, depository receipts, locked-in shares, No of shares pledged or otherwise encumbered by promoters, as applicable, shall not be displayed at the time of dissemination on the Stock Exchange website. Also wherever there is 'No' declared by Listed Entity in above table the values will be considered as 'Zero' by default on submission of the format of holding of specified securities.

- 5 The tabular format for disclosure of holding of specified securities is as follows:-



**NRC LIMITED**  
**Table I - Summary Statement holding of specified securities**

(I)	(II)	(III)	(IV)	(V)	(VI)	(VII) = (IV)+(V)+(VI)	(VIII) Shareholding as a % of total no. of shares (calculated as per SCRR, 1957) As a % of (A+B+C2)	(IX)				(X)	(XI) = (VII)+(X) As a % of (A+B+C2)	(XII)		(XIII)		(XIV)
								No of Voting Rights			Total as a % of (A+B+C)			No.	As a % of total Shares held	No.	As a % of total Shares held	
								Class eg: X	Class eg: y	Total								
(A)	Promoter & Promoter Group	7	17421548	0	0	17421548	46.79	17421548	0	17421548	46.79	0	46.79	0	0.00	13335377	76.55	17421548
(B)	Public	26103	19815865	0	0	19815865	53.21	19815865	0	19815865	53.21	0	53.21	0	0.00	NA		18,246,659
(C)	Non Promoter- Non Public	0	0	0	0	0	0.00	0	0	0	0.00	0	0.00	0	0.00	NA		0
(C1)	Shares underlying DRs	0	0	0	0	0	0.00	0	0	0	0.00	0	0.00	0	0.00	NA		0
(C2)	Shares held by Employee Trusts	0	0	0	0	0	0.00	0	0	0	0.00	0	0.00	0	0.00	NA		0
	<b>Total</b>	<b>26110</b>	<b>37237413</b>	<b>0</b>	<b>0</b>	<b>37237413</b>	<b>100.00</b>	<b>37237413</b>	<b>0.00</b>	<b>37237413</b>	<b>100.00</b>	<b>0</b>	<b>100.00</b>	<b>0</b>	<b>0.00</b>	<b>13335377</b>	<b>35.81</b>	<b>35668207</b>




NRC LIMITED

Table II - Statement showing shareholding pattern of the Promoter and Promoter Group

	Category & Name of the Shareholders	PAN	No. of shareholder	No. of fully paid up equity shares held	Partly paid-up equity shares held	Nos. of shares underlying Depository Receipts	Total nos. shares held	Shareholding % calculated as per SCRR, 1957	Number of Voting Rights held in each class of securities			No. of Shares Underlying Outstanding convertible securities (including Warrants)	Shareholding, as a % assuming full conversion of convertible securities (as a percentage of diluted share capital)	Number of Locked in shares		Number of Shares pledged or otherwise encumbered		Number of equity shares held in dematerialized form			
									(IX)					(X)	(XI) = (VII)+(X) as a % of A+B+C2	(XII)			(XIII)		
									No of Voting Rights							Total as a % of Total Voting rights	No.		As a % of total Shares held	No.	As a % of total shares held
									Class X	Class Y	Total										
(I)	(II)	(III)	(IV)	(V)	(VI)	(VII = IV+V+VI)	As a % of (A+B+C2) (VIII)					(a)	(b)	(a)	(b)	(XIV)					
(1)	Indian Individuals/Hindu undivided Family		2	66171	0	0	66171	0.18	66171	0	66171	0.18	0	0	0	0	66171				
(a)	GOURI PRASAD GOENKA	AECPG8809F	1	47,271	0	0	47271	0.13	47271	0	47271	0.13	0	0.00	0	0.00	47271				
(i)	INDU GOENKA	ADCPG6069L	1	18,900	0	0	18900	0.05	18900	0	18900	0.05	0	0.00	0	0.00	18900				
(b)	Central Government/ State Government(s)		0	0	0	0	0	0.00	0	0	0	0.00	0	0.00	0	0.00	0				
(c)	Financial Institutions/ Banks		0	0	0	0	0	0.00	0	0	0	0.00	0	0.00	0	0.00	0				
(d)	Any Other (specify)		5	17,355,377	0	0	17,355,377	46.61	17,355,377	0	17,355,377	46.61	0	0.00	13,335,377	76.84	17355377				
(d-1)	Bodies Corporate																				
(i)	ISG TRADERS LIMITED	AABCH1355C	1	13,465,290	0	0	13,465,290	36.16	13465290	0	13465290	36.16	0	0.00	9,465,290	70.29	13,465,290				
(ii)	PALLMALL EDUSYSTEMS AND MEDICARE SERVICES PVT LTD	AADCP0207G	1	313,922	0	0	313,922	0.84	313922	0	313922	0.84	0	0.00	313,922	100.00	313,922				
(iii)	SHUBH SHANTI SERVICES LTD	AAGCS8381R	1	3,262,165	0	0	3,262,165	8.76	3262165	0	3262165	8.76	0	0.00	3,262,165	100.00	3,262,165				
(iv)	SILENT VALLEY INVESTMENTS LIMITED	AAHCS4097H	1	294,000	0	0	294,000	0.79	294000	0	294000	0.79	0	0.00	294,000	100.00	294,000				
(v)	Trust																				
(d-2)	DEVANAMAN TRUST	AAAAD1585E	1	20,000	0	0	20,000	0.05	20000	0	20000	0.05	0	0.00	0	0.00	20,000				
(i)			0	0	0	0	0	0.00	0	0	0	0.00	0	0.00	0	0.00	0				
	<b>Sub-Total (A)(1)</b>		<b>7</b>	<b>17421548</b>	<b>0</b>	<b>0</b>	<b>17421548</b>	<b>46.79</b>	<b>17421548</b>	<b>0</b>	<b>17,421,548</b>	<b>46.79</b>	<b>0</b>	<b>0.00</b>	<b>13335377</b>	<b>76.55</b>	<b>17421548</b>				
(2)	Foreign Individuals (Non-Resident Individuals/ Foreign Individuals)		0	0	0	0	0	0.00	0	0	0	0.00	0	0.00	0	0.00	0				
(a)	Government		0	0	0	0	0	0.00	0	0	0	0.00	0	0.00	0	0.00	0				
(b)	Institutions		0	0	0	0	0	0.00	0	0	0	0.00	0	0.00	0	0.00	0				
(c)	Foreign Portfolio Investor		0	0	0	0	0	0.00	0	0	0	0.00	0	0.00	0	0.00	0				
(d)	Any Other (specify Name (xyz))		0	0	0	0	0	0.00	0	0	0	0.00	0	0.00	0	0.00	0				
(e)			0	0	0	0	0	0.00	0	0	0	0.00	0	0.00	0	0.00	0				
	<b>Sub-Total (A)(2)</b>		<b>0</b>	<b>0</b>	<b>0</b>	<b>0</b>	<b>0</b>	<b>0.00</b>	<b>0</b>	<b>0</b>	<b>0</b>	<b>0.00</b>	<b>0</b>	<b>0.00</b>	<b>0</b>	<b>0.00</b>	<b>0</b>				
	<b>Total Shareholding of Promoter and Promoter Group (A) = (A)(1)+(A)(2)</b>		<b>7</b>	<b>17421548</b>	<b>0</b>	<b>0</b>	<b>17421548</b>	<b>46.79</b>	<b>17421548</b>	<b>0</b>	<b>17421548</b>	<b>46.79</b>	<b>0</b>	<b>0.00</b>	<b>13335377</b>	<b>76.55</b>	<b>17421548</b>				

Details of Shares which remain unclaimed may be given hear along with details such as number of shareholders, outstanding shares held in demat/unclaimed suspense account, voting rights which are frozen etc



NRC LIMITED

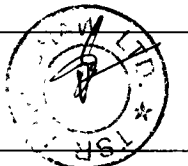
Table III - Statement showing shareholding pattern of the Public shareholder

(I)	(II)	(III)	(IV)	(V)	(VI)	(VII = IV+V+VI)	Shareholding % calculated as per SCRR, 1957 (VIII)	(IX)			(X)	(XI) = (VII)+(X) as a % of A+B+C2	(XII)		(XIII)		(XIV)	
								Number of Voting Rights held in each class of securities					Total as a % of Total Voting rights	No.	As a % of total Shares held	No. (not applicable)		As a % of total shares held (Not applicable)
								Class X	Class Y	Total								
(1) Institutions																		
(a) Mutual Funds/UTI		4	14913	0	0	14913	0.04	14913	0	14913	0.04	0	0.00	0	0.00	NA	63	
(b) Venture Capital Funds		0	0	0	0	0	0.00	0	0	0	0.00	0	0.00	0	0.00	NA	0	
(c) Alternate Investment Funds		0	0	0	0	0	0.00	0	0	0	0.00	0	0.00	0	0.00	NA	0	
(d) Foreign Venture Capital Investors		0	0	0	0	0	0.00	0	0	0	0.00	0	0.00	0	0.00	NA	0	
(e) Foreign Portfolio Investors		0	0	0	0	0	0.00	0	0	0	0.00	0	0.00	0	0.00	NA	0	
(f) Financial Institutions/ Banks		24	1,587,919	0	0	1,587,919	4.26	1,587,919	0	1,587,919	4.26	0	0.00	0	0.00	NA	1,580,444	
(i) Idbi Bank Ltd	AABC18842G	1	1,116,887	0	0	1,116,887	3.00	1,116,887	0	1,116,887	3.00	0	0.00	0	0.00	NA	1,116,887	
(ii) Bank Of Baroda - Main Branch, Kolkata	AAACB1534F	1	460,000	0	0	460,000	1.24	460,000	0	460,000	1.24	0	0.00	0	0.00	NA	460,000	
(g) Insurance Companies		5	4,960	0	0	4,960	0.01	4,960	0	4,960	0.01	0	0.00	0	0.00	NA	100	
(h) Provident Funds/ Pension Funds		0	0	0	0	0	0.00	0	0	0	0.00	0	0.00	0	0.00	NA	0	
(i) Any Other (specify)		0	0	0	0	0	0.00	0	0	0	0.00	0	0.00	0	0.00	NA	0	
<b>Sub-Total (B)(1)</b>		<b>33</b>	<b>1,607,792</b>	<b>0</b>	<b>0</b>	<b>1,607,792</b>	<b>4.32</b>	<b>1,607,792</b>	<b>0</b>	<b>1,607,792</b>	<b>4.32</b>	<b>0</b>	<b>0.00</b>	<b>0</b>	<b>0.00</b>	<b>NA</b>	<b>1,580,607</b>	
(2) Central Government/ State Government(s)/ President of India		2	250	0	0	250	0.00	250	0	250	0.00	0	0.00	0	0.00	NA	100	
<b>Sub-Total (B)(2)</b>		<b>2</b>	<b>250</b>	<b>0</b>	<b>0</b>	<b>250</b>	<b>0.00</b>	<b>250</b>	<b>0</b>	<b>250</b>	<b>0.00</b>	<b>0</b>	<b>0.00</b>	<b>0</b>	<b>0.00</b>	<b>NA</b>	<b>100</b>	
(-) Non-institutions Individuals -																		
i Individual shareholders holding nominal share capital up to Rs. 2 lakhs.		25,040	11,439,687	0	0	11,439,687	30.72	11,439,687	0	11,439,687	30.72	0	0.00	0	0.00	NA	10,179,380	
ii. Individual shareholders holding nominal share capital in excess of Rs. 2 lakhs		68	3,743,276	0	0	3,743,276	10.05	3,743,276	0	3,743,276	10.05	0	0.00	0	0.00	NA	3,606,471	
(b) NBFCs registered with RBI		3	56,960	0	0	56,960	0.15	56,960	0	56,960	0.15	0	0.00	0	0.00	NA	56,960	
(c) Employee Trusts		0	0	0	0	0	0.00	0	0	0	0.00	0	0.00	0	0.00	NA	0	
(d) Overseas Depositories (holding DRs) (balancing figure)		0	0	0	0	0	0.00	0	0	0	0.00	0	0.00	0	0.00	NA	0	
(e) Any Other (specify)		957	2,967,900	0	0	2,967,900	6.84	2,967,900	0	2,967,900	6.84	0	0.00	0	0.00	NA	2,823,141	
i Non-Resident Indian (NRI)		140	418,002	0	0	418,002	1.12	418,002	0	418,002	1.12	0	0.00	0	0.00	NA	401,051	
i Trusts		3	1,633	0	0	1,633	0.00	1,633	0	1,633	0.00	0	0.00	0	0.00	NA	1,633	
ii HUF		531	836,431	0	0	836,431	2.25	836,431	0	836,431	2.25	0	0.00	0	0.00	NA	836,431	
iii Directors & Relatives		0	0	0	0	0	0.00	0	0	0	0.00	0	0.00	0	0.00	NA	0	
iv Clearing Members		51	1,26,658	0	0	1,26,658	0.34	1,26,658	0	1,26,658	0.34	0	0.00	0	0.00	NA	1,26,658	
v Bodies Corporate		206	1,582,240	0	0	1,582,240	4.25	1,582,240	0	1,582,240	4.25	0	0.00	0	0.00	NA	1,454,432	
(i) Bervin Investment And Leasing Limited	AAACB6671R	1	682,970	0	0	682,970	1.83	682,970	0	682,970	1.83	0	0.00	0	0.00	NA	682,970	
vi Limited Liability Partnership - LLP		2	36	0	0	36	0.00	36	0	36	0.00	0	0.00	0	0.00	NA	36	
vii Foreign Nationals		24	2,900	0	0	2,900	0.01	2,900	0	2,900	0.01	0	0.00	0	0.00	NA	2,900	
		0	0	0	0	0	0.00	0	0	0	0.00	0	0.00	0	0.00	NA	0	
<b>Sub-Total (B)(3)</b>		<b>26,068</b>	<b>18,207,823</b>	<b>0</b>	<b>0</b>	<b>18,207,823</b>	<b>48.90</b>	<b>18,207,823</b>	<b>0</b>	<b>18,207,921</b>	<b>48.90</b>	<b>0</b>	<b>0.00</b>	<b>0</b>	<b>0.00</b>	<b>NA</b>	<b>16,665,952</b>	
<b>Total Public Shareholding (B) = (B)(1)+(B)(2)+(B)(3)</b>		<b>26,103</b>	<b>19,815,865</b>	<b>0</b>	<b>0</b>	<b>19,815,865</b>	<b>53.21</b>	<b>19,815,914</b>	<b>0</b>	<b>19,815,963</b>	<b>53.22</b>	<b>0</b>	<b>0.00</b>	<b>0</b>	<b>0.00</b>	<b>NA</b>	<b>18,246,659</b>	

Details of the shareholders acting as persons in Concert including their Shareholding (No and %)

Details of Shares which remain unclaimed may be given hear along with details such as number of shareholders, outstanding shares held in demat/unclaimed suspense account, voting rights which are frozen etc

- (1) PAN would not be displayed on website of Stock Exchange(s)
- (2) The above format needs to be disclosed along with the name of following persons Institutions/Non Institutions holding more than 1% of total number of shares
- (3) W r t the information pertaining to Depository Receipts, the same may be disclosed in the respective columns to the extent information available and the balance to be disclosed as held by custodian,





NRC LIMITED  
Table IV - Statement showing shareholding pattern of the Non Promoter- Non Public shareholder

(I)	(II)	(III)	(IV)	(V)	(VI)	(VII) = (IV)+(V)+(VI)	Shareholding % calculated as per SCRR, 1957  (VIII)	(IX)			(X)	(XI) = (VII)+(X) as a % of A+B+C2	(XII)		(XIII)		(XIV) (Not Applicable)			
								Number of Voting Rights held in each class of securities					No of Shares Underlying Outstanding convertible securities (Including Warrants)	Total Shareholding, as a % assuming full conversion of convertible securities (as a percentage of diluted share capital)	Number of Locked in shares	Number of Shares pledged or otherwise encumbered		Number of equity shares held in dematerialized form		
								No of Voting Rights								Total as a % of Total Voting rights			No (not appl-cable)	As a % of total shares held (Not applicable)
								Class X	Class Y	Total										
(1) Custodian/DR Holder (a) Name of DR Holder (if available) (i) abc, , (j) efg...		0	0	0	0	0	0.00	0	0	0	0	0	0	0	0	0	0			
(2) Employee Benefit Trust (under SEBI (Share based Employee Benefit) Regulations, 2014) (a) Name (abc.....)		0	0	0	0	0	0.00	0	0	0	0	0	0.00	0	0	0	0			
Total Non-Promoter- Non Public Shareholding (C) = (C1)+(C2)		0	0	0	0	0	0.00	0	0	0	0	0	0.00	0	0	0	0			

